


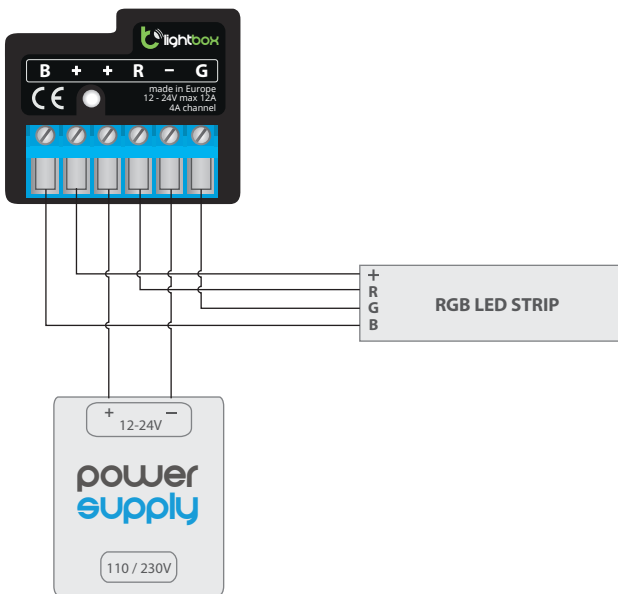


SAFETY RULES

-  Do not connect loads with more than permissible power.
-  Connect only in accordance with the diagram presented in the manual. Improper connections may be dangerous, it can damage the controller, and loss of the warranty.
-  DANGER! Risk of electric shock! Even with the device turned off, the outputs may be live. All assembly work should be ALWAYS performed with the disconnected power circuit.

CONNECTION DIAGRAM



1 INSTALLATION

- Disconnect the installation supply voltage before installing the controller. Remember that any mounting works should be carried out when the mains voltage is disconnected.
- The controller should be installed in a place protected against adverse environmental conditions, protected from third party access. It is recommended that the device be mounted in a stable and fixed position.
- Familiarize yourself with the diagram and then proceed with the installation of the controller. Pay special attention to the designation of the controller connectors. Start by connecting the power wires: (+) (red or black with a white dotted line) and (-) (black).
- Connect the power supply and the light source (e.g. LED strip) according to the diagram.
- Make sure that the device is properly connected and the antenna is far away from metal objects, electrical wires, etc. which can affect the signal.
- Turn the power on.

2 SETTINGS

- Download the **free BleBox application**. If you have an Android mobile device, you will find the application in the Play Store. For iOS devices the application is in the App Store.

3 USE

- After opening the application, the device will be automatically detected and displayed in the list. If this does not happen, make sure that Bluetooth has been turned on in your phone.

TECHNICAL SPECIFICATIONS

supply voltage	12 – 24 V DC
maximum current	12 A
type of control	PWM
number of channels	3
dimensions	39 x 33 x 20 mm
controller operating temperature	from 0 to + 40°C
housing	made of polyurethane composition not containing halogens, self-extinguishing for thermal class B (130 °C)
protection	inverted polarization, ESD
communication technology	Bluetooth Low Energy 4.0
transmission type	bi-directional
power signal	1mW
range	up to 20 m in open space (inside buildings the range may be limited to 10 m depending of the construction materials used in building and device positioning)
compatibility	Apple iPhone 4s, iPad 3, iPad mini, Android 4.3 and newer

for more information visit our website
www.blebox.eu
 or send us an email to: info@blebox.eu
 support is available at support@blebox.eu

made in europe